

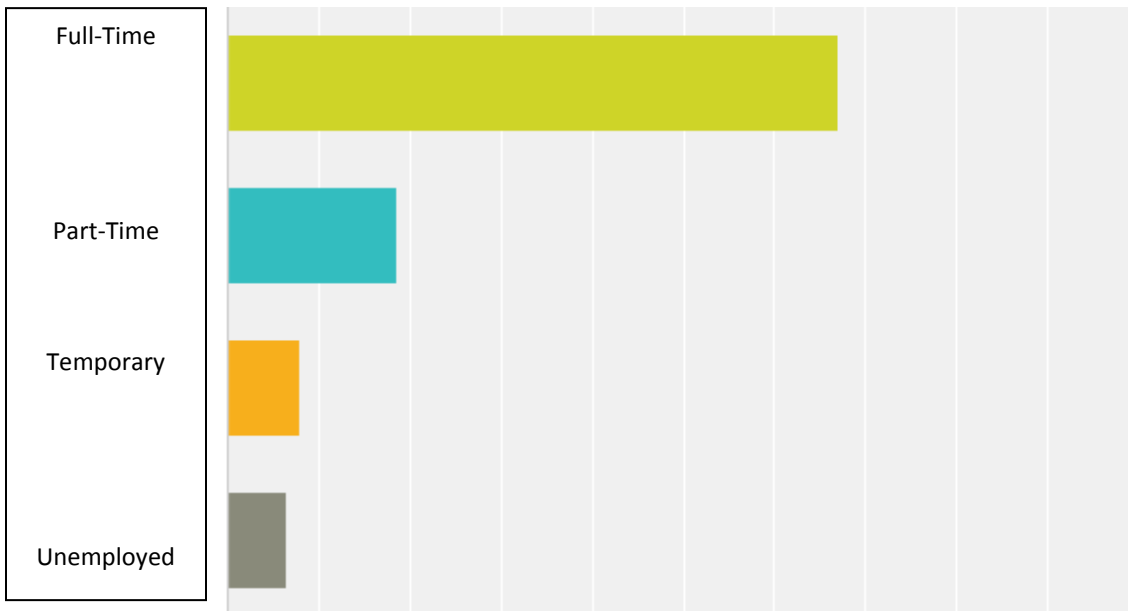
2013 Graduate Outcomes Survey Summary of Results

Compiled by: Angela Scaramucci, Coordinator of Employer Relations

We sent email announcements and mailings to 651 alumni, inviting them to complete the online survey or mail a hard copy of the survey to us. **A total of 29%, or 190 alumni, completed the survey.** This response rate is higher than the 23% response rate achieved for the 2012 alumni survey (*alumni surveys typically draw a response rate between 10% and 20%, according to national averages*).

Employment Statistics

- **93.62% of alumni surveyed are employed**
 - Full-Time Employment – 67.02%
 - Part-Time – 18.62%
 - Temporary – 7.98%
- **Unemployed**
 - Of these respondents **12** were seeking a job, **2** were not currently seeking employment and **4** were engaged in volunteer service.

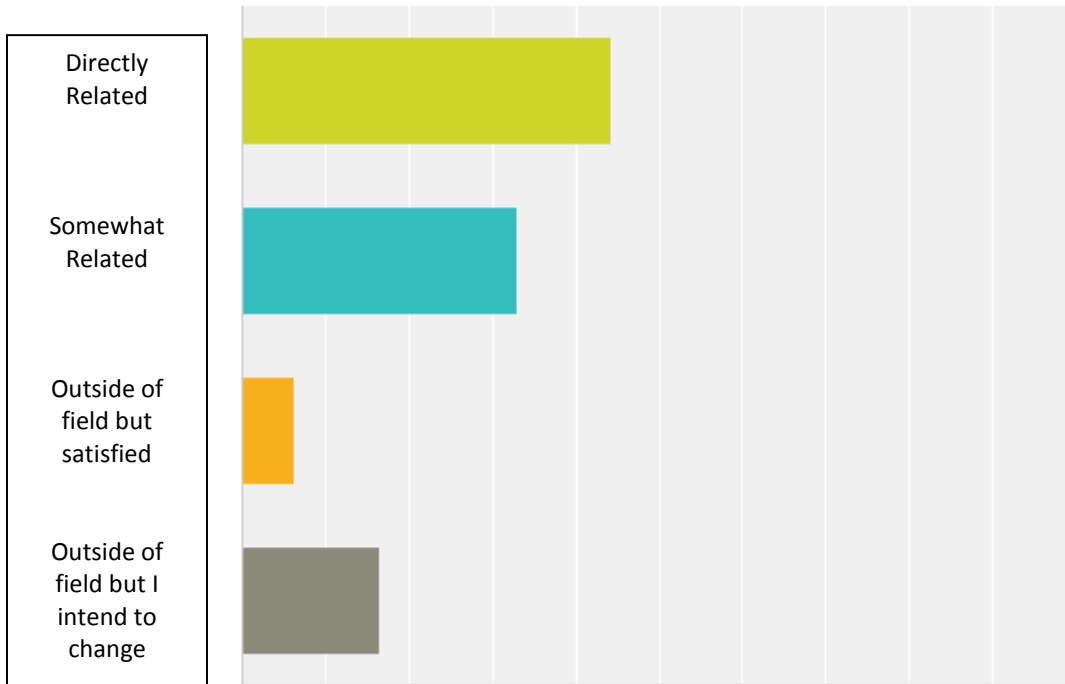


2013 Graduate Outcomes Survey Summary of Results

Compiled by: Angela Scaramucci, Coordinator of Employer Relations

Relevant to Field of Study

- Of alumni employed **77.27%** said that their job is directly or somewhat related to their field of study
- **6.25%** was outside their field of study but they were satisfied
- **16.48%** was outside their field of study but they intend to change

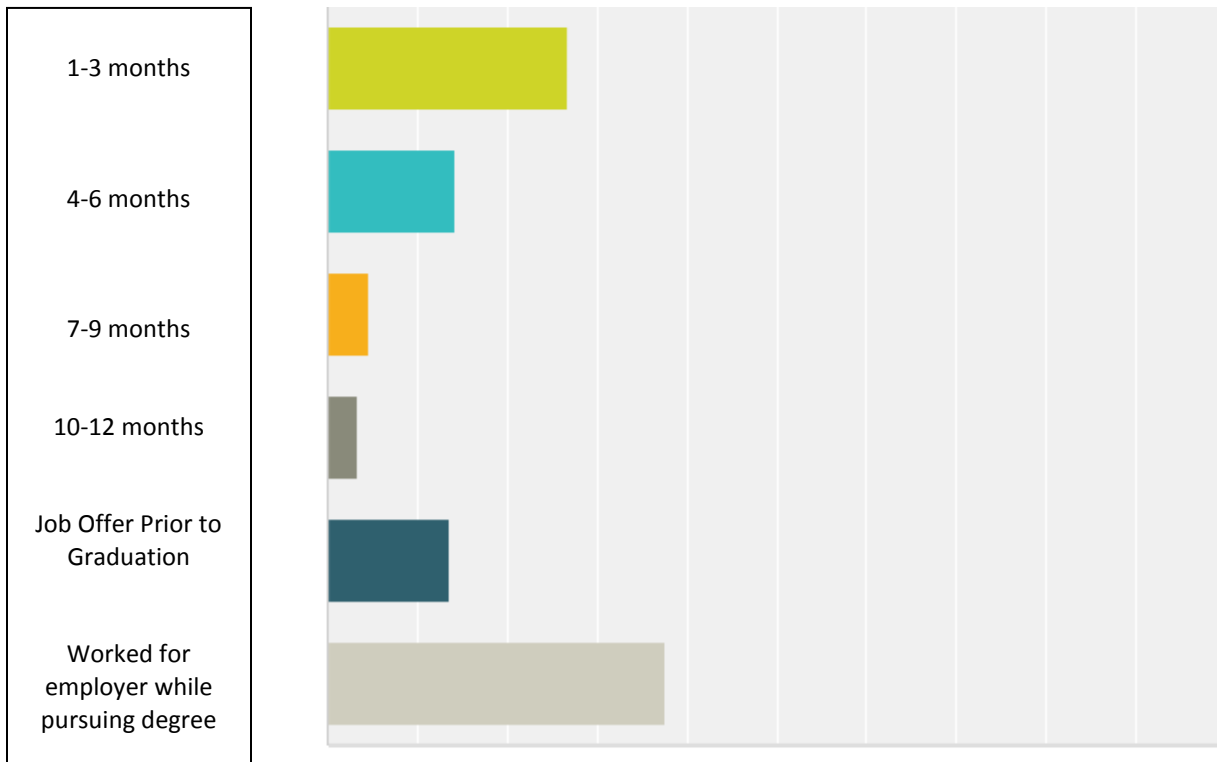


2013 Graduate Outcomes Survey Summary of Results

Compiled by: Angela Scaramucci, Coordinator of Employer Relations

Length of Time to Find Employment

- 1-3 months – **26.70%**
- 4-6 months- **14.20%**
- 7-9 months- **4.55%**
- 10-12 months- **3.41%**
- Had job offer prior to graduation – **13.64%**
- Worked for employer while pursuing degree- **37.50%**

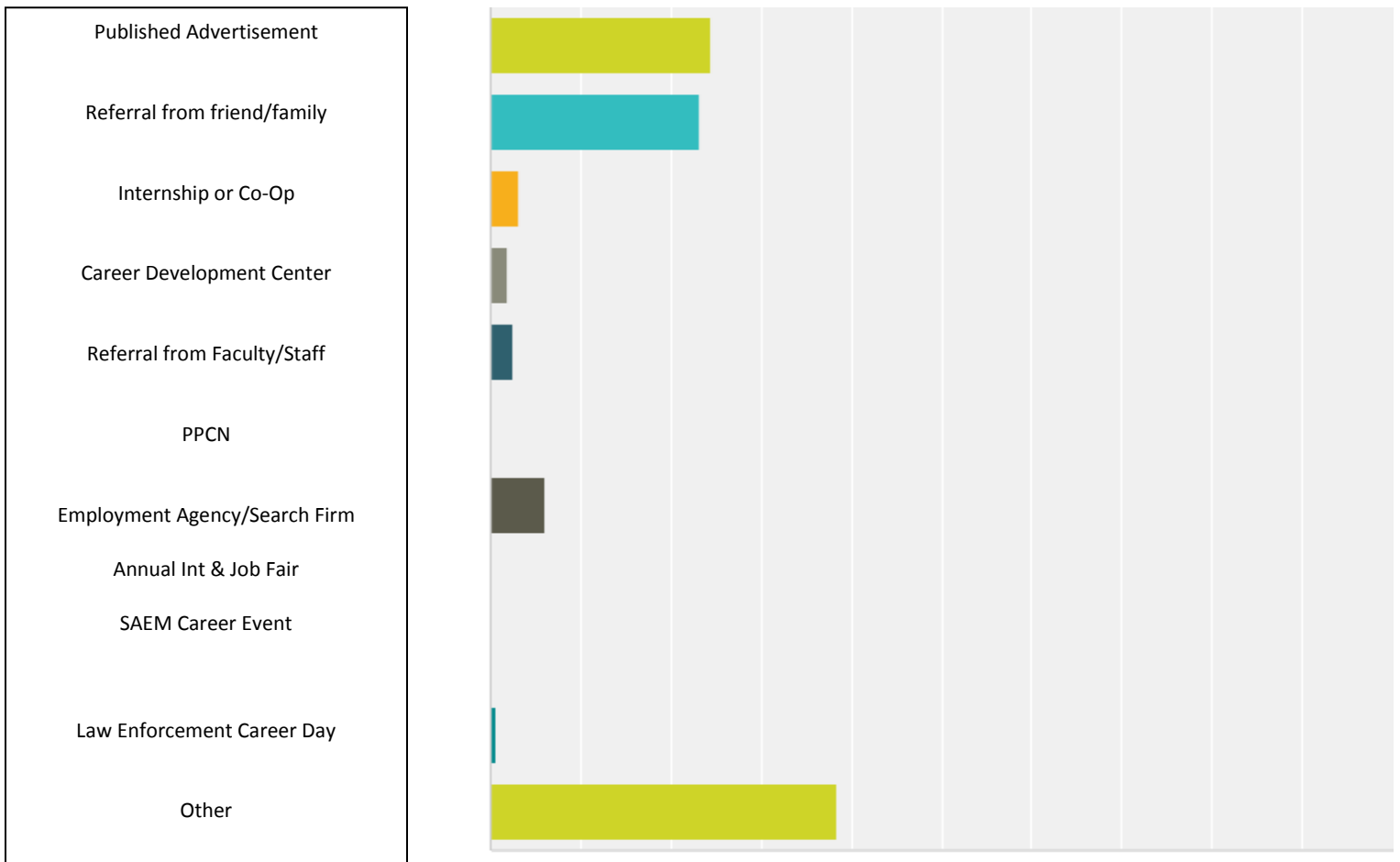


2013 Graduate Outcomes Survey Summary of Results

Compiled by: Angela Scaramucci, Coordinator of Employer Relations

How Did You Find Employment?

- Responding to a published advertisement – **24.39%**
- A referral from a friend/family member- **23.17%**
- An internship or co-op – **3.05%**
- Career Development Center/Point Park University- **1.83%**
- Referral from a Point Park faculty/staff member – **2.44%**
- Point Park Career Network website- **0%**
- Employment agency/search firm – **6.10%**
- Point Park’s Annual Internship & Job Fair –**0%**
- SAEM Career Event- **0%**
- Law Enforcement Career Day - **.61%**
- Other- **38.41%** (Auditions, WestPACS Internship & Job Fair, Indeed.com, Care.com, Linked-in, Company websites)



2013 Graduate Outcomes Survey Summary of Results

Compiled by: Angela Scaramucci, Coordinator of Employer Relations

Salary Range

- Below 14,999 – **26.63%**
- 15,000-24,999 – **19.53%**
- 25,000-34,999 – **14.20%**
- 35,000-44,999 – **17.75%**
- 45,000-54,999 – **10.65%**
- 55,000-64,999 – **1.78%**
- 65,000-74,999 – **2.37%**
- 75,000 or higher – **7.10%**

Below 14,999

15,000-24,999

25,000-34,999

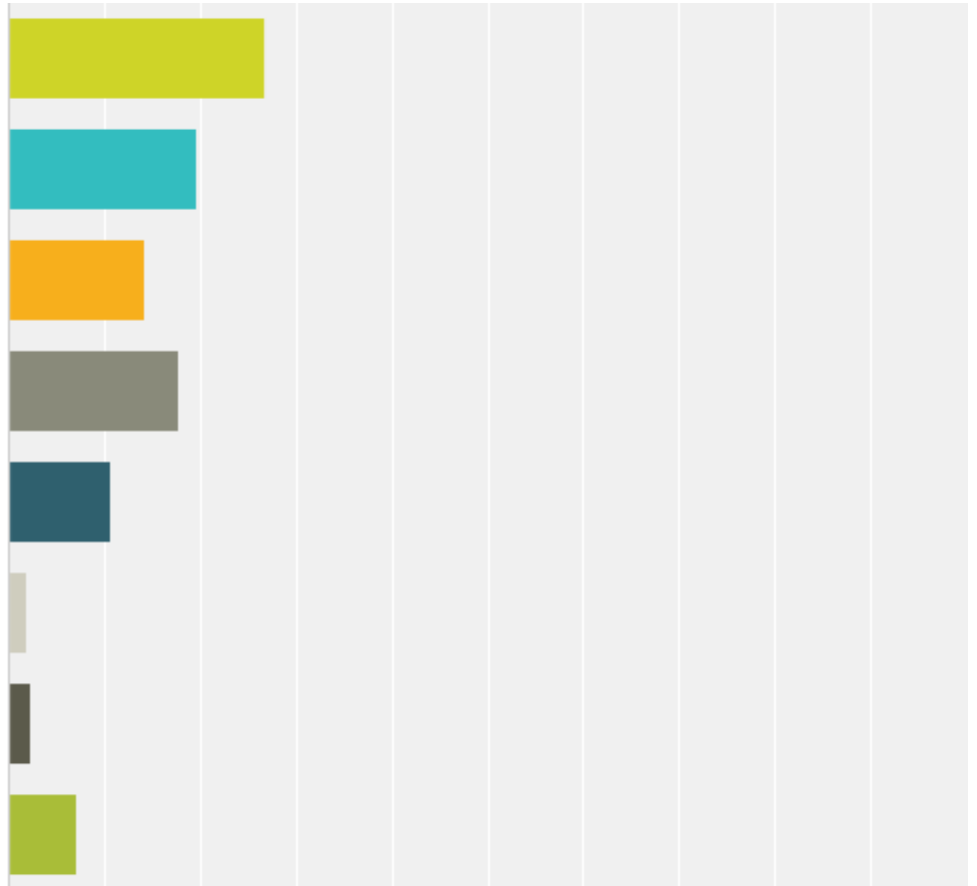
35,000-44,999

45,000-54,999

55,000-64,999

65,000-74,999

75,000 or higher

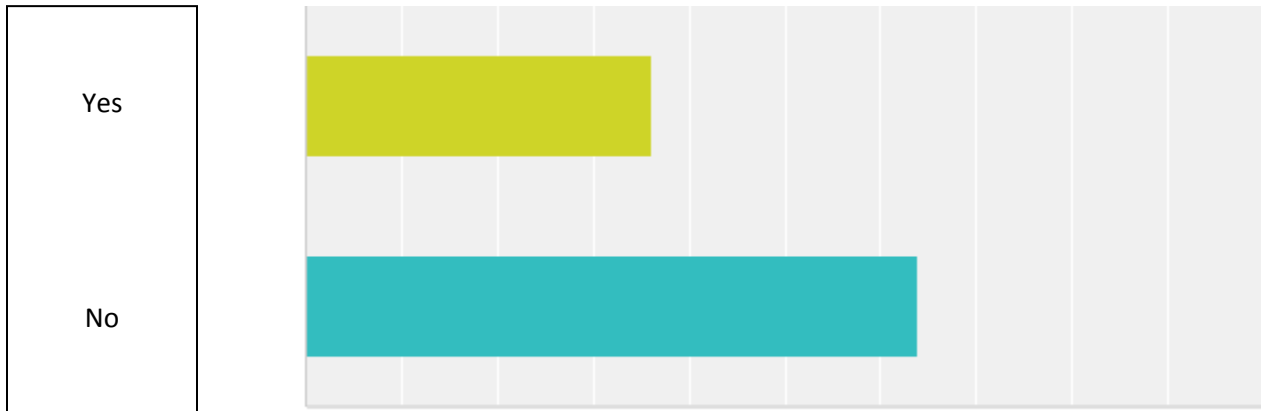


2013 Graduate Outcomes Survey Summary of Results

Compiled by: Angela Scaramucci, Coordinator of Employer Relations

Internship

- **36.02%** of alumni responded that they interned in their field
- **63.98%** did not intern in their field



Graduate School

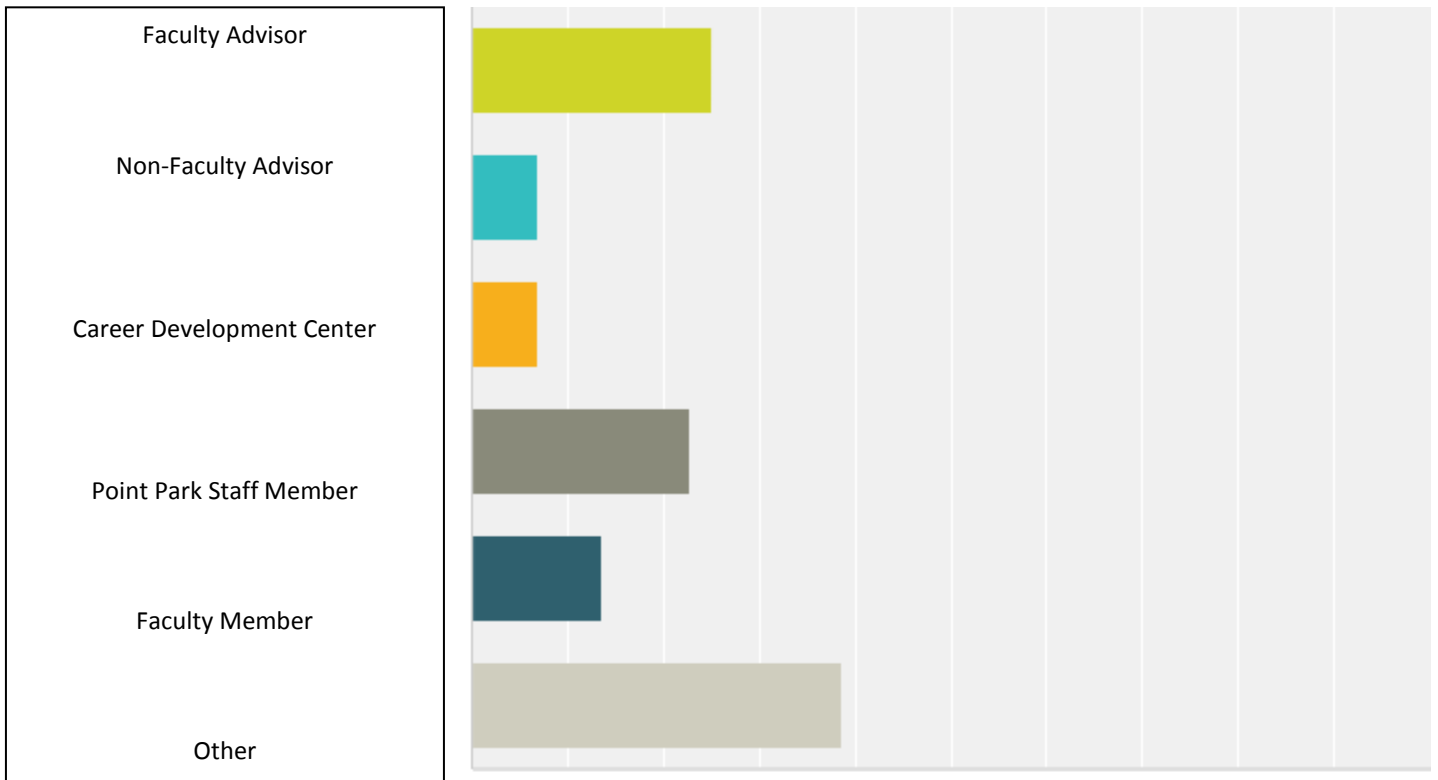
- **23%** of alumni are attending Graduate School
- **64%** of these alumni are attending Point Park University for Graduate School
- ****Note:** alumni not attending graduate school were given the option to receive information about Point Park's Graduate Programs – **1%** responded they would like to receive information so their contact information has been passed along to Grad & Adult Enrollment and they will be reaching out to this population**

2013 Graduate Outcomes Survey Summary of Results

Compiled by: Angela Scaramucci, Coordinator of Employer Relations

Who Helped You When Applying To Graduate School

- Faculty Advisor- **25%**
- Non-Faculty Advisor- **6.82%**
- Career Development Center – **6.82%**
- Point Park Staff Member – **22.73%**
- Faculty Member – **13.64%**
- Other – **38.64%**



2013 Graduate Outcomes Survey Summary of Results

Compiled by: Angela Scaramucci, Coordinator of Employer Relations

Point Park Education

(Scale from 1-5)

- **3.32** was the average rating when alumni were asked if their professional life has improved as a result of graduating from their program
- **3.42** was the average rating when alumni were asked if tuition paid was a worthwhile investment
- **3.76** was the average when asked if they would refer someone to Point Park

****Incentive for completing survey was one winner received a \$300 VISA gift card****

****All respondents were notified of the winner as well as given information about how Career Development can continue to help them as an alumni.****